



**meiji**



2017.11.13








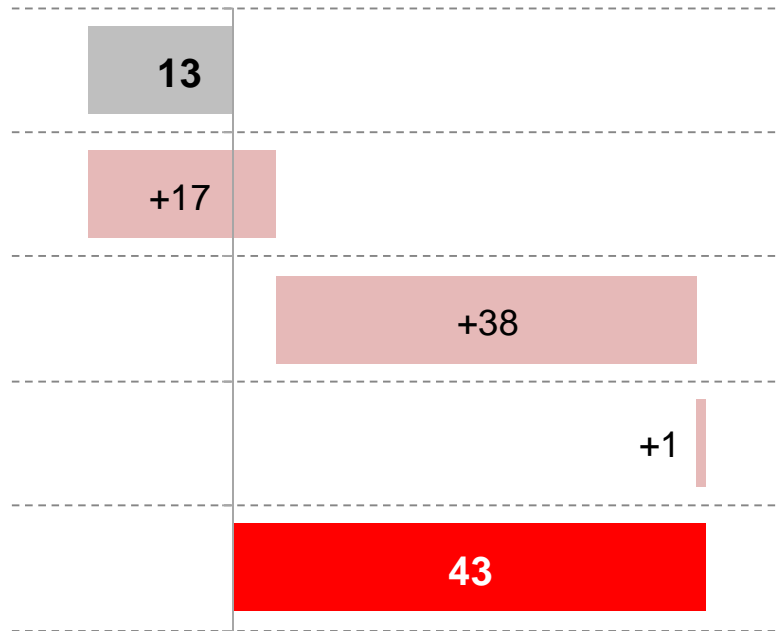


Grey header			Red header		
Red vertical bar					





		721	790	777	1.5% 12	+7.8% +56
		13	27	43	+61.3% +16	+56



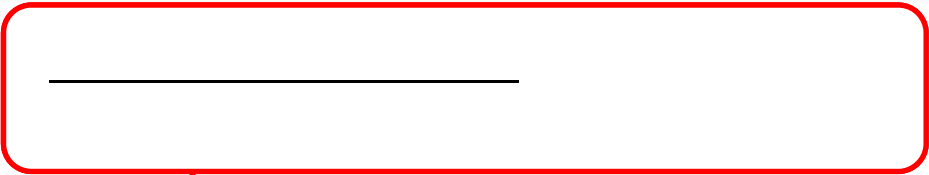






	12,424	12,610	12,623	+1.6% +199
	883	945	965	+9.2% +81
	7.1%	7.5%	7.6%	+0.5pt
	607	610	645	+6.2% +37
	413.11	414.56	443.88	+30.77
	110	115	115	+5
	26.6%	27.7%	25.9%	0.7pt
	14.2%	13.2%	13.9%	0.3pt
	504	669	710	+206







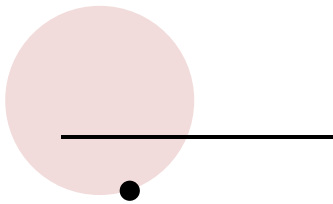
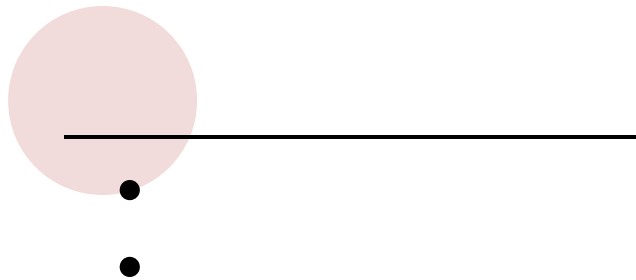
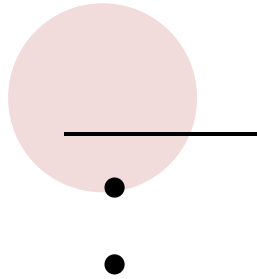
[Grey]		[Grey]	[Grey]	[Red]	
[Orange]					







# Bean To Bar









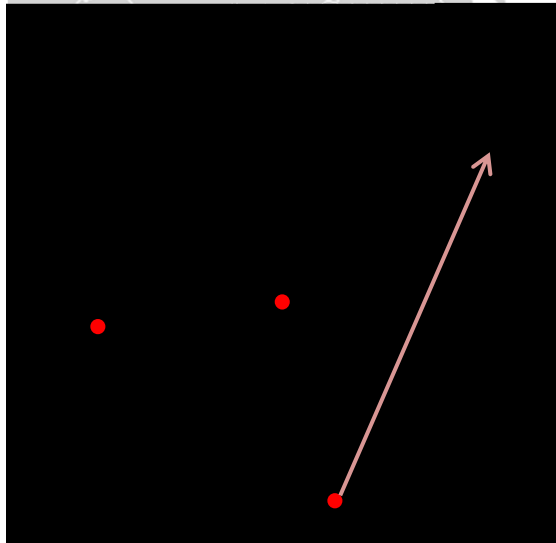





		1,616	1,756	1,732
		57	110	110
				+7.2%
				+116
				+90.3%
				+52









**Medreich**



**Meiji Seika**



**Me**







	6,114	+0.8% +47




















	918	+100		
	648	206	599 111	+155 +50
	270	106		

	115	+5	57.5	57.5
	25.9%	0.7pt		
	13.9%	0.3pt		

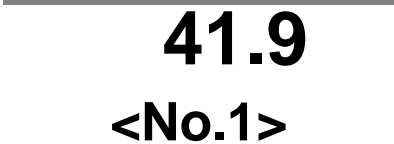










**22.3**  
<No.1>



**41.9**  
<No.1>

**10.8**  
<No.3>



**8.9**  
<No.5>

**25.8**  
<No.1>



**39.2**  
<No.1>







	Afidopyropene BASF		
	Flometoquin		
	Fenpicoxamid Dow AgroSciences		

