




2017.5.16









		1,645	1,650
		101	50

1,616	2.0% 33	1.8% 29
57	+15.6% +7	42.9% 43



	12,237	12,510	12,424	0.7% 85	+1.5% +187	
	777	845	883	+4.6% +38	+13.6% +106	
	6.4%	6.8%	7.1%	+0.4pt	+0.8pt	
	625	565	607	+7.6% +42	2.9% 17	
	425.06	383.78	413.11	+29.33	11.95	
	90	110	110		+20	
	21.2%	28.7%	26.6%	2.1pt	+5.4pt	
	16.1%	13%	14.2%	+1.2pt	1.9pt	

%


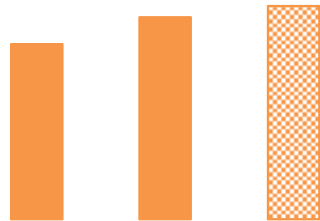

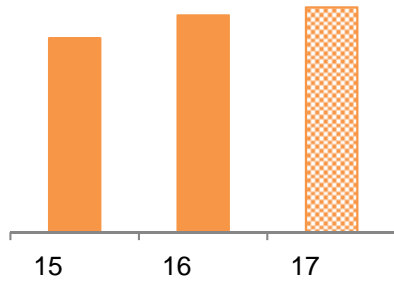

1 16                      17 2 7  
 2 15                      EPS                      2015 10 1  
 3                              17 2 7                      17 2 8                      8 7                      ROE                      3

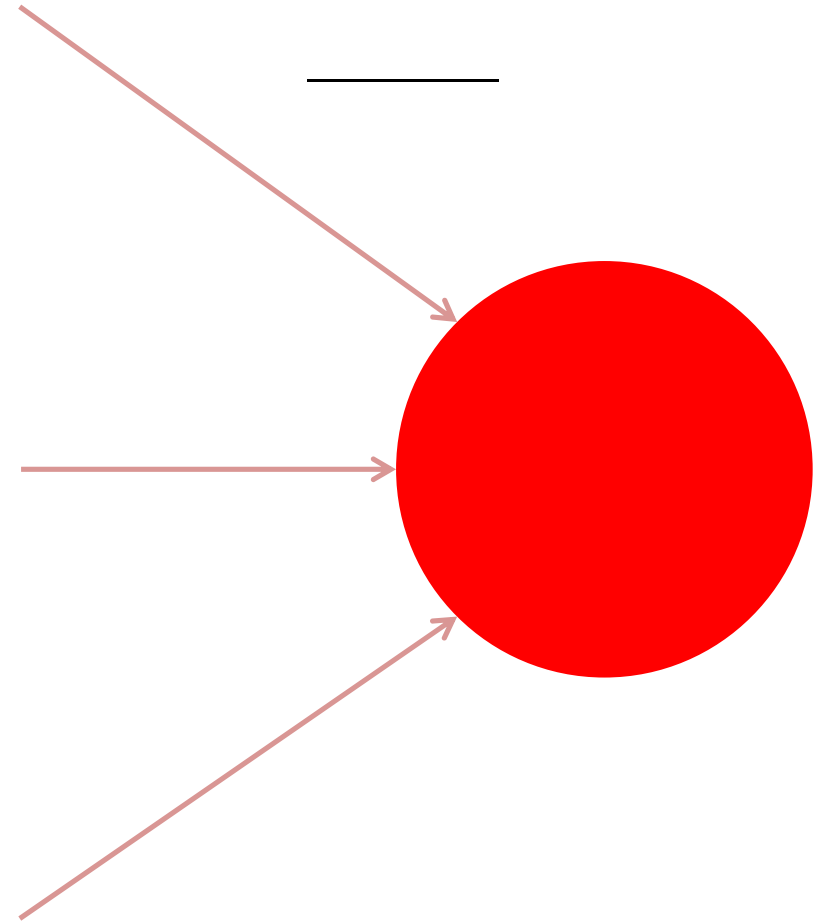
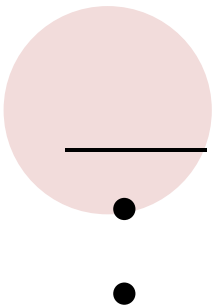
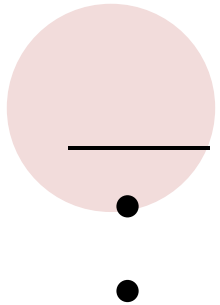







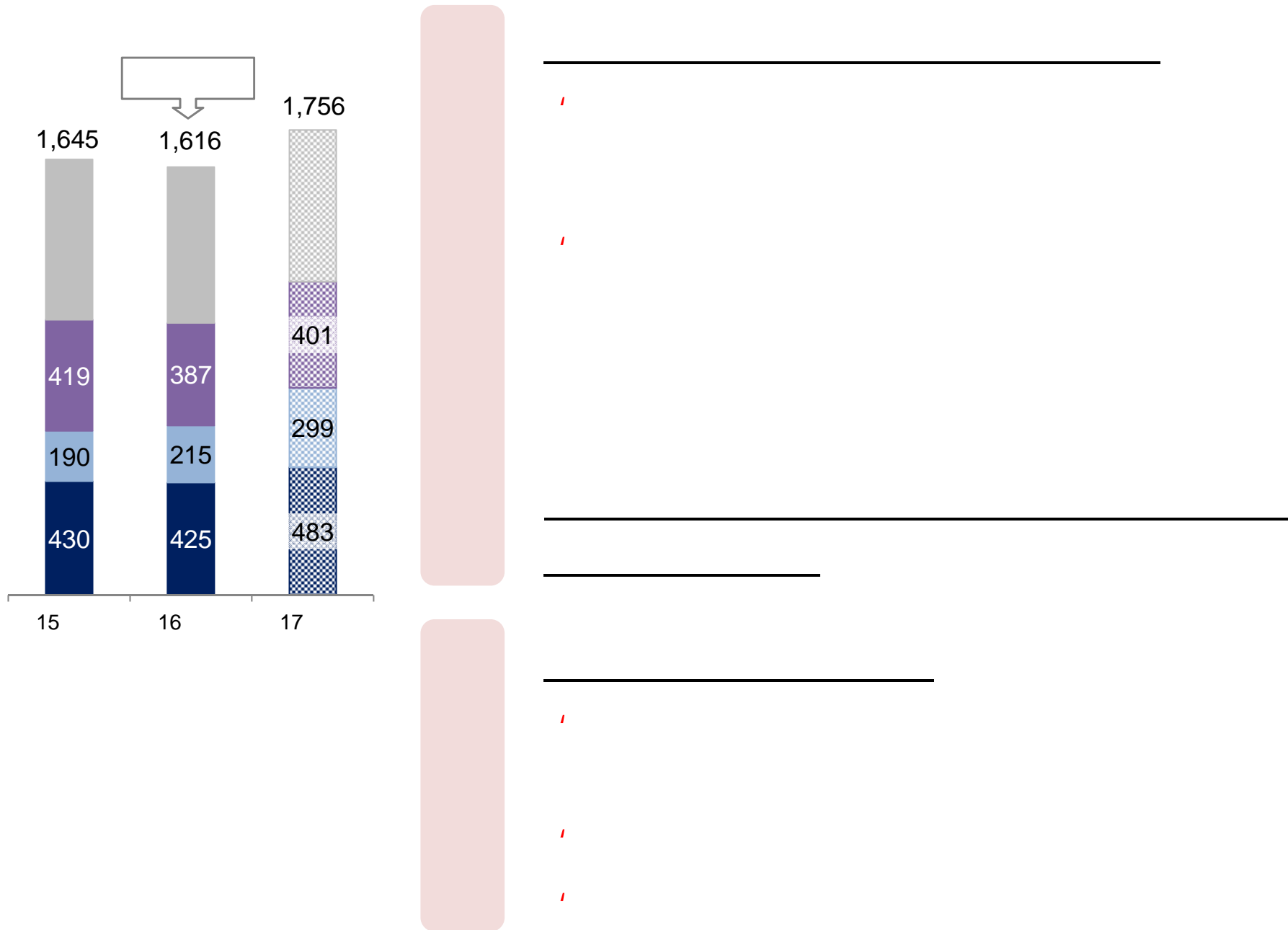








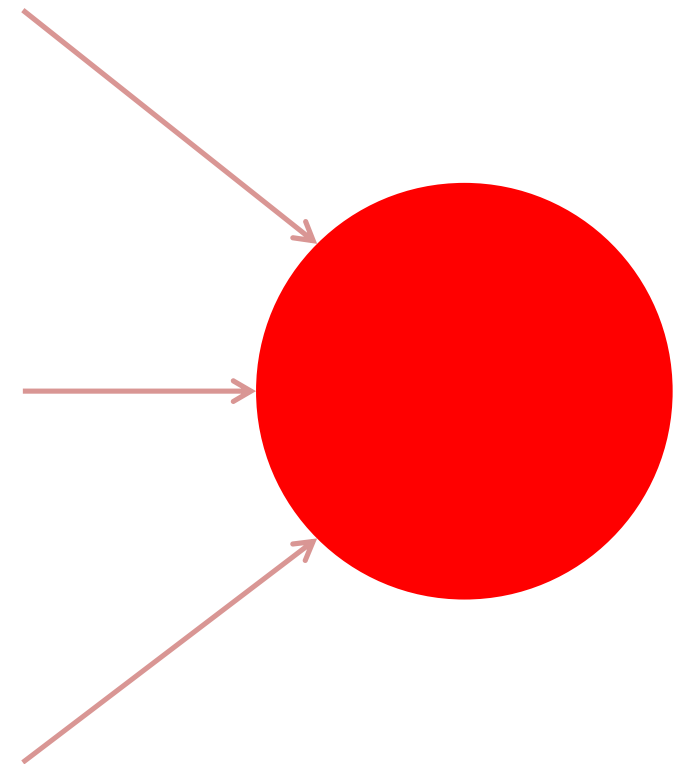
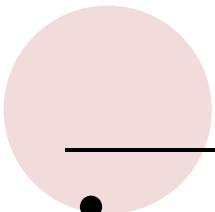
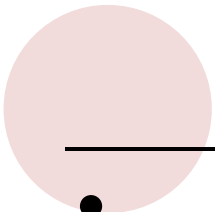
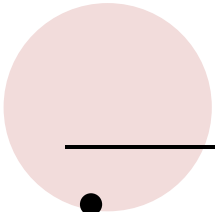






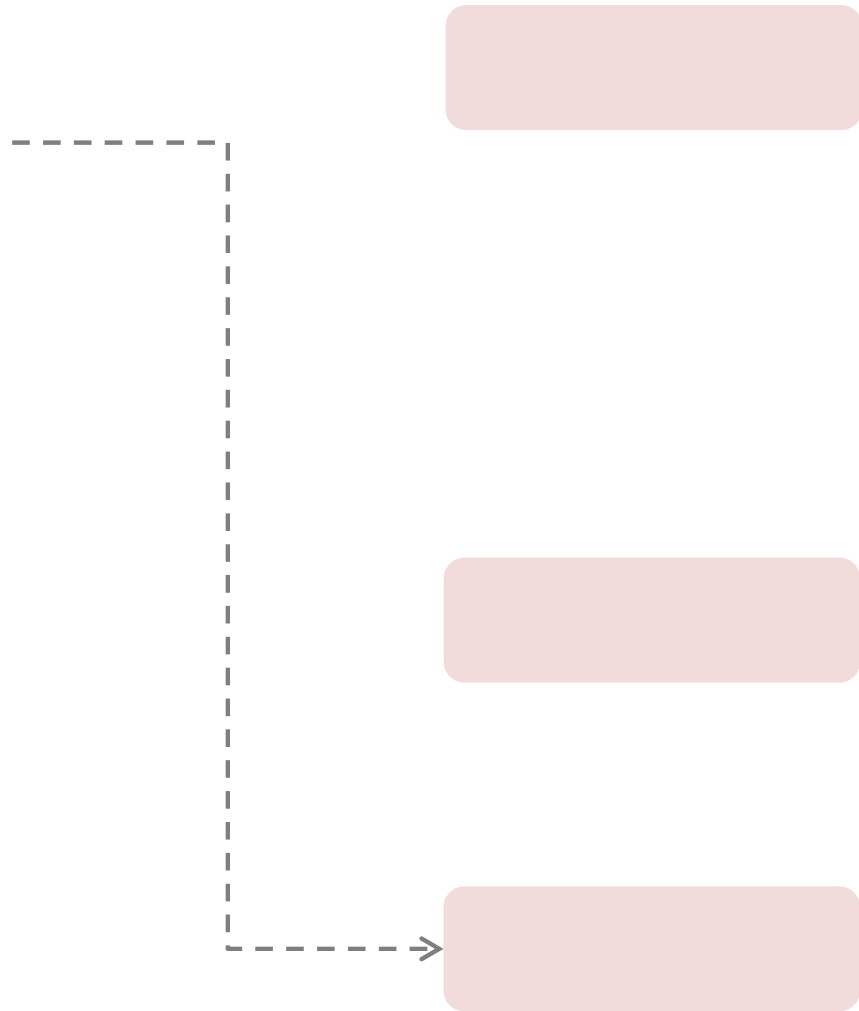
/

/





	12,424	12,610	+1.5% +185
	883	945	+6.9% +61
	7.1%	7.5%	+0.4pt
	607	610	+0.4% +2
	413.11	414.56	+1.45
	110	115	+5
	26.6%	27.7%	+1.1pt
	14.2%	13.2%	1.0pt








/

/




/

/



/

/



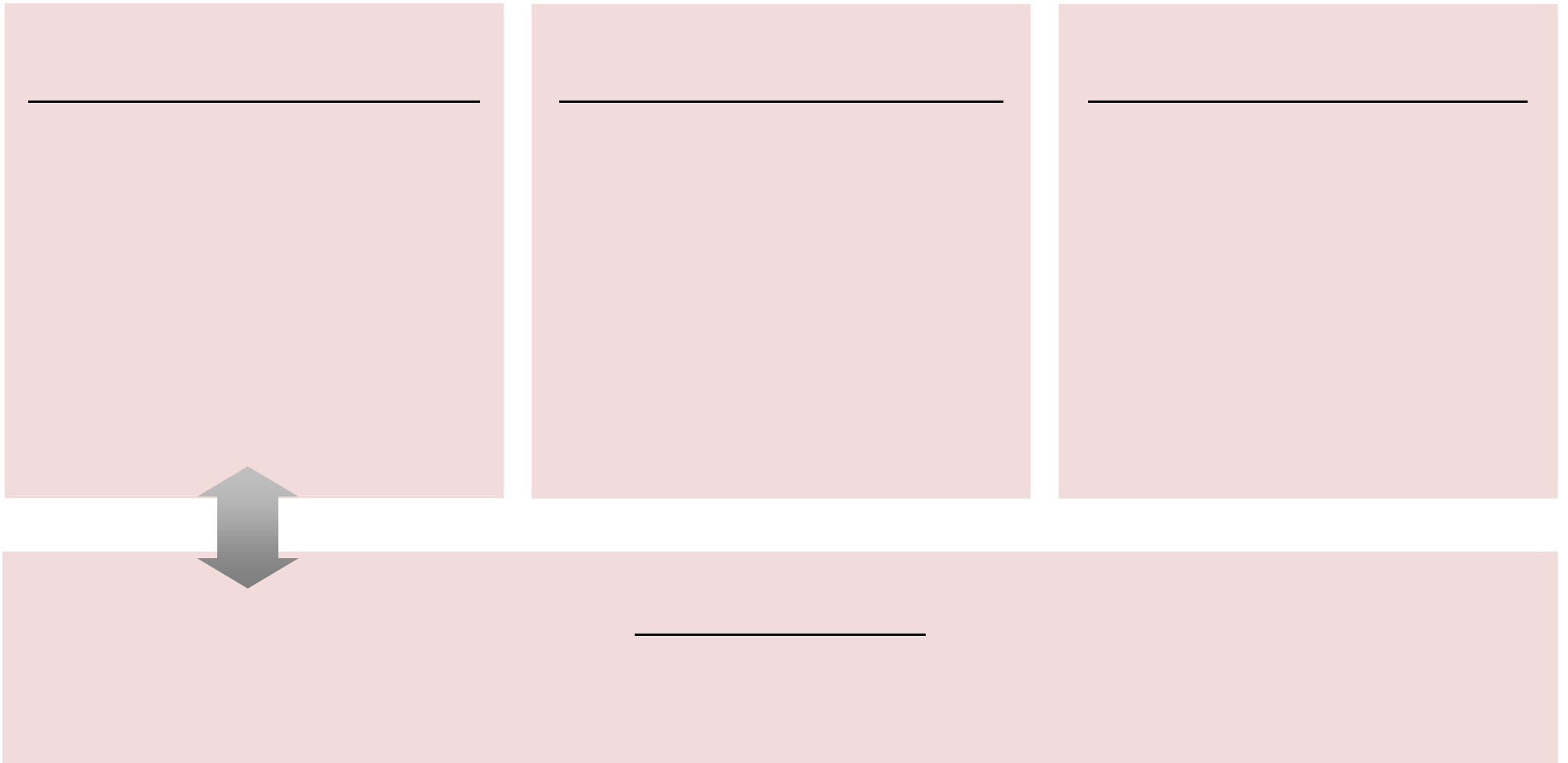
/

/











2026Vision

2020Vision





	12,424	+1.5% +187	
	883	+13.6% +106	
	33	53.5% 38	







	3,777	+4.1% +147	+106
	5,061	+2.6% +129	+166
	8,838	+3.2% +277	
	3,141	+13.6% +374	+307
	1,125	29.8% 477	490
	4,267	2.3% 102	
	4,360	+9.9% +393	+449 68
	128	+5.4% +6	
	82	19.3% 19	
	4,571	+9.1% +380	
	1,294	12.4% 183	200
	50.8%	+3.0pt	



	818	232	174
			159
	442	344	85
			337
	375	577	

	110	+20	45	65
	26.6%	+5.4pt		
	14.2%			



		6,090	+0.4% +22	6,520	+2.6% +163	12,610	+1.5% +185
		414	+10.9% +40	531	+4.0% +20	945	+6.9% +61
		413	+14.5% +52	537	+1.8% +9	950	+6.9% +61
		260	+6.9% +16	350	4.0% 14	610	+0.4% +2

		5,310	0.8% 42	5,560	+1.7% +91	10,870	+0.5% +48
		388	0.1% 0	452	+2.4% +10	840	+1.3 +10
		790	+9.5% +68	966	+7.9% +71	1,756	+8.6 +139
		27	+40	83	+17.0% +12	110	+90.3 +52



[Grey Header Bar]					
[Orange Column]					















